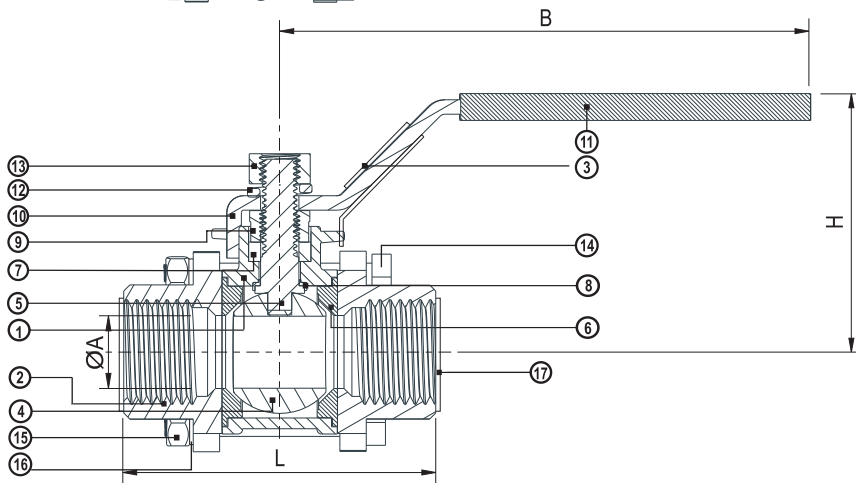
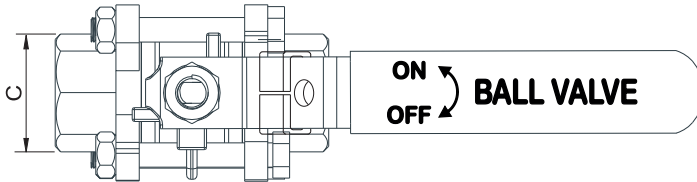




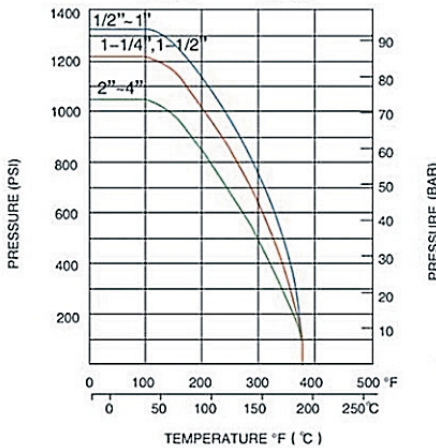
# 3-PC SCREWED END BALL VALVE 1000 WOG

## FEATURES :

- FULL BORE
- LOCKING-DEVICE
- ANTI BLOW-OUT STEM
- WORKING PRESSURE 1000 WOG / PN63
- LENGTH CONFORM TO DIN 3202/4-M5
- MATERIAL CONFORM TO ASTM A351 GR. CF8 & CF8M
- END CONNECTIONS : FEMALE THREADED ENDS ISO 228/1
- MADE BY LOST WAX INVESTMENT CASTING
- STANDARD PRACTICE : MSS-SP-110-1996
- TESTED ACCORDING TO : API 598 & MSS SP-61-2009



PRESSURE TEMPERATURE RATING 1/2" - 4"



## DIMENSIONS

No.	Size	ØA (mm)	B (mm)	C (mm)	L (mm)	H (mm)	Weight (Kg/Pcs)
1.	1/2"	15.0	105.0	24.8	61.0	57.0	0.48
2.	3/4"	20.0	105.0	29.3	69.5	60.5	0.60
3.	1"	25.0	125.0	36.8	78.4	73.3	0.80
4.	1 1/4"	32.0	125.0	45.0	90.7	75.0	1.25
5.	1 1/2"	40.0	144.0	53.0	104.5	84.3	2.05
6.	2"	50.0	144.0	64.0	125.8	95.0	2.90
7.	2 1/2"	65.0	239.6	81.5	167.3	141.0	7.12*
8.	3"	80.0	239.6	92.0	175.0	152.0	11.0*
9.	4"	100.0	323.0	123.5	232.5	196.0	17.5*

\*)Real weight to be checked

No.	PART NAME	MATERIAL
1.	Body	ASTM A351-CF8M
2.	Cap	ASTM A351-CF8M
3.	Locking Device	AISI 304
4.	Ball	ASTM A276-316
5.	Stem	ASTM A276-316
6.	Seat	PTFE
7.	Packing	PTFE
8.	Thrust Washer	PTFE
9.	Gland Nut	AISI 304
10.	Handle	AISI 304
11.	Handle Sleeve	PLASTISOL / PVC
12.	Spring Washer	AISI 304
13.	Nut	AISI 304
14.	Bolt Body	AISI 304
15.	Nut Body	AISI 304
16.	Spring Washer Body	AISI 304
17.	Plastic Cover	HDPE